

## HMI with 15" XGA TFT Display



### Feature

- Aluminum Housing
- Video Input Ports Support NTSC and PAL
- 15" 1024 x 768 TFT LCD
- Fan-less Cooling System
- Built- in 4GB Flash Memory and RTC
- SD Card Slot Supports SD/SDHC Cards
- COM1 / COM3 RS-485 2W Supports MPI 187.5K
- CAN Bus Supports CANopen Protocol
- COM1 / COM3 RS-485 & CAN Bus Built-in Isolation
- Built-in Power Isolator
- NEMA4/IP65 Compliant Front Panel
- Built-in EasyAccess 2.0 License

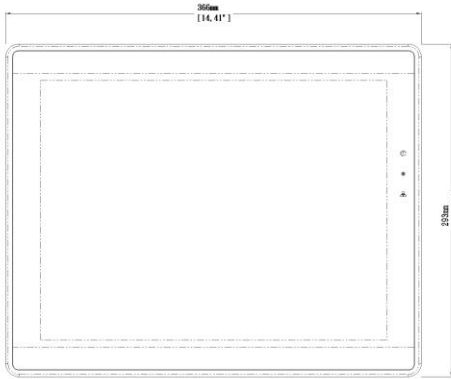
|                      |                                 |   |
|----------------------|---------------------------------|---|
| <b>Display</b>       | Display                         | 15" TFT   |
|                      | Resolution                      | 1024 x 768  |
|                      | Brightness (cd/m <sup>2</sup> ) | 400   |
|                      | Contrast Ratio                  | 700:1   |
|                      | Backlight Type                  | LED   |
|                      | Backlight Life Time             | >50,000 hrs.  |
|                      | Colors                          | 16.2M   |
|                      | LCD Viewing Angle (T/B/R/L)     | 70/70/80/80   |
| <b>Touch Panel</b>   | Type                            | 4-wire Resistive Type   |
|                      | Accuracy                        | Active Area Length(X)±2%, Width(Y)±2%                             |
| <b>Memory</b>        | Flash                           | 4 GB  |
|                      | RAM                             | 1 GB  |
| <b>Processor</b>     |                                 | 32 bits RISC Cortex-A9 1GHz                                       |
| <b>I/O Port</b>      | SD Card Slot                    | SD/SDHC   |
|                      | USB Host                        | USB 2.0 x 1   |
|                      | USB Client                      | USB 2.0 x 1 (Micro USB)   |
|                      | Ethernet                        | LAN 1: 10/100/1000 Base-T x 1<br>LAN 2: 10/100 Base-T x 1         |
|                      | COM Port                        | COM1: RS-232/RS-485 2W/4W, COM3: RS-232/RS-485 2W*                |
|                      | RS-485 Isolation                | Yes   |
|                      | CAN Bus                         | Yes   |
|                      | HDMI                            | N/A   |
|                      | Audio Output                    | Built-in Mono Speaker<br>Audio Line Out - 3.5 mm jack x 1         |
|                      | Video Input                     | NTSC/PAL RCA x 2  |
| <b>RTC</b>           |                                 | Built-in  |
| <b>Power</b>         | Input Power                     | 24±20%VDC   |
|                      | Power Isolation                 | Built-in  |
|                      | Power Consumption               | 900mA@24VDC   |
|                      | Voltage Resistance              | 500VAC (1 min.)   |
|                      | Isolation Resistance            | Exceed 50MΩ @ 500VDC  |
|                      | Vibration Endurance             | 10 to 25Hz (X, Y, Z direction 2G 30 minutes)                      |
| <b>Specification</b> | PCB Coating                     | Yes   |
|                      | Enclosure                       | Aluminum  |
|                      | Dimensions WxHxD                | 366 x 293 x 48.2 mm   |
|                      | Panel Cutout                    | 352 x 279 mm  |
|                      | Weight                          | Approx. 2.45 kg   |
|                      | Mount                           | Panel mount, VESA mount 75 x 75 mm                                |
| <b>Environment</b>   | Protection Structure            | UL Type 4X (indoor use only) / NEMA4 / IP65 Compliant Front Panel |
|                      | Storage Temperature             | -20° ~ 70°C (-4° ~ 158°F)   |
|                      | Operating Temperature           | 0° ~ 50°C (32° ~ 122°F)   |
|                      | Relative Humidity               | 10% ~ 90% (non-condensing)  |
| <b>Certificate</b>   | CE                              | CE marked   |
|                      | UL                              | cULus Listed  |
| <b>Software</b>      |                                 | EasyBuilder Pro   |

\*Note: COM1 RS-232 RTS/CTS and COM3 RS-232 cannot be used simultaneously.


## Dimensions



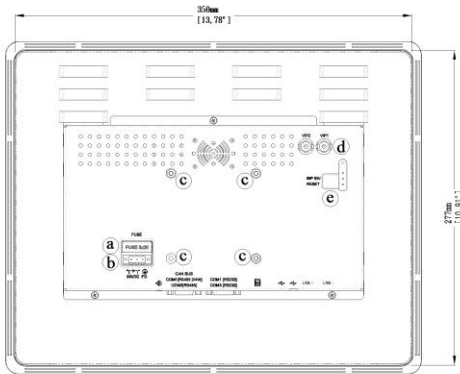
**Top View**




**Front View**




**Side View**



**Rear View**



Cutout Dimensions:  
352mm [13.86"] W x 279mm [10.98"] H



**Bottom View**

|          |   |          |                             |
|----------|---|----------|-----------------------------|
| <b>a</b> | Fuse                                    | <b>h</b> | COM1 RS-232,<br>COM3 RS-232 |
| <b>b</b> | Power Connector                         | <b>i</b> | SD CARD SLOT                |
| <b>c</b> | VESA 75mm Screw<br>Holes                | <b>j</b> | USB Client port             |
| <b>d</b> | Video Input Port x 2                    | <b>k</b> | USB Host port               |
| <b>e</b> | DIP SW & Reset<br>Button                | <b>l</b> | LAN 2                       |
| <b>f</b> | Line Out                                | <b>m</b> | LAN 1                       |
| <b>g</b> | COM1 RS-485,<br>COM3 RS-485,<br>CAN Bus |          |                             |

## Ordering Information

**cMT3151:**

15" TFT LCD HMI, 4GB flash memory, 1GB RAM on board, Video Input Port RCA x 2, Built-in EasyAccess 2.0 license

**RP0081500 (included in package)**

PET V1.0 Screen Protective Film

**Pin Assignment:**

**9 Pin, Male, D-sub COM1 / COM3 [RS232]**

| PIN# | Symbol   | COM1 [RS232]         | COM3 [RS232]     |
|------|----------|----------------------|------------------|
| 1    | Not used |                      |                  |
| 2    | RxD      | Received Data        |                  |
| 3    | TxD      | Transmitted Data     |                  |
| 4    | Not used |                      |                  |
| 5    | GND      | GND                  |                  |
| 6    | Not used |                      |                  |
| 7    | RTS      | Ready to send output | Transmitted Data |
| 8    | CTS      | Clear to send input  | Received Data    |
| 9    | Not used |                      |                  |

**9 Pin, Female, D-sub COM1 / COM3 [RS485]/ CAN Bus**

| PIN # | Symbol | COM1 [RS485]2w  | COM1 [RS485]4w | COM3 [RS485] | CAN Bus |
|-------|--------|-----------------|----------------|--------------|---------|
| 1     | Rx-    | Data-           | Rx-            |              |         |
| 2     | Rx+    | Data+           | Rx+            |              |         |
| 3     | Tx-    |                 | Tx-            |              |         |
| 4     | Tx+    |                 | Tx+            |              |         |
| 5     | GND    | GND (isolation) |                |              |         |
| 6     | Data-  |                 |                | Data-        |         |
| 7     | CAN_L  |                 |                |              | CAN_L   |
| 8     | CAN_H  |                 |                |              | CAN_H   |
| 9     | Data+  |                 |                | Data+        |         |

**Contact: WEINTEK LABS., INC. TEL: +886-2-22286770 Web:www.weintek.com**

cMT3151\_DataSheet\_ENG\_20151002

